

Objet	Montant	Montant en
124 1711_000001_00	1000000000	1000000000
124 1711_000001_00	1000000000	1000000000
124 1711_000001_00	1000000000	1000000000

Montant	Montant en
1000000000	1000000000
1000000000	1000000000
1000000000	1000000000

Conseil d'Administration

Séance du 21 DÉCEMBRE 2017

**APPROBATION DU BUDGET PRIMITIF
2018**

Document n° 124_1711_000001_00

VII

- Les dépenses fiscales et sociales (F. 4.1) et autres (F. 4.2) de la section 4 des parties du code (F. 4) et des sections 5 à 9 (F. 5-9),
- L'annulation budgétaire des crédits M. 6,
- Les autres crédits budgétaires des sections 1 à 3 (F. 1-3),
- La validation de la loi relative à l'administration du 17 décembre 2016 portant approbation du budget primitif 2017,
la loi n° 2016-1033 du 16 août 2016 relative au droit de vote des citoyens français établis dans des pays étrangers en 2016,
- La validation de la loi relative à l'administration du 16 septembre 2016 portant approbation du budget primitif 2017,

PROJET DE BUDGET 2020-2021
 BUDGETARY ESTIMATES 2020-2021

		SECTION 23 - LIABILITIES	
		DEBITED	CREDITED
POST	POSTES LIABILITIES (LIABILITIES - 23-0000)	6 374 200,00	6 374 200,00
	-----		+
DEBITS	DEBITS (LIABILITIES - 23-0000)	0,00	0,00
	DEBITS (LIABILITIES - 23-0000)	0,00	0,00
	-----		+
TOTAL DE LA SECTION 23 - LIABILITIES		6 374 200,00	6 374 200,00

		SECTION 24 - INVESTMENT	
		DEBITED	CREDITED
POST	POSTES INVESTMENT (INVESTMENT - 24-0000)	69 000,00	69 000,00
	-----		+
DEBITS	DEBITS (INVESTMENT - 24-0000)	0,00	0,00
	DEBITS (INVESTMENT - 24-0000)	0,00	0,00
	-----		+
TOTAL DE LA SECTION 24 - INVESTMENT		69 000,00	69 000,00

TOTAL

TOTAL DU BUDGET 7 010 000,00 | 7 010 000,00

REPUBLIQUE FRANÇAISE

BOURNA

Numéro SIRET : 4003930900018

Publié en vertu de : décret municipal

1991

BUDGET PRIMITIF

voies par nature

ANNÉE BUDGETAIRE

ANNÉE 2016

BOULEVARD

ESTIMES

CP

10

UNITED STATES

AND

1. INFORMATION GENERALE

LES SERVICES DE LA MARINE, PROTECTOR GENERAL

Information - General

1. The name of the contractor is the United States
2. The name of the project is the United States
3. The name of the contract is the United States

CP

F

E

1. Name of the contractor

UNITED STATES

NAVY

2. Name of the project

UNITED STATES

NAVY

3. Name of the contract

UNITED STATES

2. Description of the contract

CP

3. Name of the contract

UNITED STATES

NAVY

1. Description of the contract
2. Description of the contract
3. Description of the contract
4. Description of the contract
5. Description of the contract
6. Description of the contract
7. Description of the contract
8. Description of the contract
9. Description of the contract
10. Description of the contract

CP

CP

CP

CP

CP

CP

CP

CP

CP

CP

CP

CP

CP

1. The name of the contractor is the United States
2. The name of the project is the United States
3. The name of the contract is the United States
4. The name of the contract is the United States
5. The name of the contract is the United States
6. The name of the contract is the United States
7. The name of the contract is the United States
8. The name of the contract is the United States
9. The name of the contract is the United States
10. The name of the contract is the United States

REGIUN DE ÎNDRĂGĂȘIRE

1994

REGISTRUL DE ÎNDRĂGĂȘIRE
REGIUN DE ÎNDRĂGĂȘIRE

1994

REGISTRUL DE ÎNDRĂGĂȘIRE

C. Nr.	Descrierea	REGISTRUL DE ÎNDRĂGĂȘIRE			TOTAL
		REGISTRUL DE ÎNDRĂGĂȘIRE	REGISTRUL DE ÎNDRĂGĂȘIRE	REGISTRUL DE ÎNDRĂGĂȘIRE	
1
2
3
4
5
6
7
8
9
10
11
12
13
14
15
16
17
18
19
20
21
22
23
24
25
26
27
28
29
30
31
32
33
34
35
36
37
38
39
40
41
42
43
44
45
46
47
48
49
50
51
52
53
54
55
56
57
58
59
60
61
62
63
64
65
66
67
68
69
70
71
72
73
74
75
76
77
78
79
80
81
82
83
84
85
86
87
88
89
90
91
92
93
94
95
96
97
98
99
100

REGISTRUL DE ÎNDRĂGĂȘIRE

REGISTRUL DE ÎNDRĂGĂȘIRE

REGISTRUL DE ÎNDRĂGĂȘIRE

C. Nr.	Descrierea	REGISTRUL DE ÎNDRĂGĂȘIRE			TOTAL
		REGISTRUL DE ÎNDRĂGĂȘIRE	REGISTRUL DE ÎNDRĂGĂȘIRE	REGISTRUL DE ÎNDRĂGĂȘIRE	
1
2
3
4
5
6
7
8
9
10
11
12
13
14
15
16
17
18
19
20
21
22
23
24
25
26
27
28
29
30
31
32
33
34
35
36
37
38
39
40
41
42
43
44
45
46
47
48
49
50
51
52
53
54
55
56
57
58
59
60
61
62
63
64
65
66
67
68
69
70
71
72
73
74
75
76
77
78
79
80
81
82
83
84
85
86
87
88
89
90
91
92
93
94
95
96
97
98
99
100

REGISTRUL DE ÎNDRĂGĂȘIRE

REGISTRUL DE ÎNDRĂGĂȘIRE

REGISTRUL DE ÎNDRĂGĂȘIRE

REGISTRUL DE ÎNDRĂGĂȘIRE

II. PRESENTATION GENERAL OIL BUDGET

11

STATE OF MISSISSIPPI - DEPT. OF REVENUE

82

DEPARTMENTAL EXPENSES - RESOURCES

Item	DESCRIPTION	APPROX. COST	APPROX. REVENUE	NET COST	ACTUAL	TOTAL
1	Salaries	1,000,000	500,000	500,000		500,000
2	Travel	100,000	50,000	50,000		50,000
3	Printing	50,000	25,000	25,000		25,000
4	Telephone	20,000	10,000	10,000		10,000
5	Postage	10,000	5,000	5,000		5,000
6	Supplies	100,000	50,000	50,000		50,000
7	Utilities	100,000	50,000	50,000		50,000
8	Repairs	50,000	25,000	25,000		25,000
9	Insurance	100,000	50,000	50,000		50,000
10	Depreciation	100,000	50,000	50,000		50,000
11	Interest	100,000	50,000	50,000		50,000
12	Other	100,000	50,000	50,000		50,000
13	Contingency	100,000	50,000	50,000		50,000
14	Reserve	100,000	50,000	50,000		50,000
15	Total	2,500,000	1,250,000	1,250,000		1,250,000

APPROXIMATE TOTAL DEPARTMENTAL EXPENSES - RESOURCES

DEPARTMENTAL EXPENSES - RESOURCES

DEPT. ESTIMATED REVENUE

Item	DESCRIPTION	APPROX. COST	APPROX. REVENUE	NET COST	ACTUAL	TOTAL
1	Salaries	1,000,000	500,000	500,000		500,000
2	Travel	100,000	50,000	50,000		50,000
3	Printing	50,000	25,000	25,000		25,000
4	Telephone	20,000	10,000	10,000		10,000
5	Postage	10,000	5,000	5,000		5,000
6	Supplies	100,000	50,000	50,000		50,000
7	Utilities	100,000	50,000	50,000		50,000
8	Repairs	50,000	25,000	25,000		25,000
9	Insurance	100,000	50,000	50,000		50,000
10	Depreciation	100,000	50,000	50,000		50,000
11	Interest	100,000	50,000	50,000		50,000
12	Other	100,000	50,000	50,000		50,000
13	Contingency	100,000	50,000	50,000		50,000
14	Reserve	100,000	50,000	50,000		50,000
15	Total	2,500,000	1,250,000	1,250,000		1,250,000

APPROXIMATE TOTAL DEPARTMENTAL REVENUE

DEPARTMENTAL REVENUE

APPROXIMATE

For information only, this summary does not represent the actual results of the department's operations. It is intended to provide a general overview of the department's financial position.

STATE OF MISSISSIPPI
DEPARTMENT OF REVENUE
BUREAU OF GENERAL INVESTIGATION

1982

COMPTON'S REPORTS

10/10/10

II - PRESENTATION GENERALE DU BUDGET

II

CHIFFRE BUDGETAIRE EN DOLLARS

10/10/10

A - BUDGET DES PRODUITS (Budget des Recettes)

Produit	Quantité (Unités)	Taux unitaire (Dollars)	Total (Dollars)
Produit A	1000	100	100000
Produit B	2000	200	400000
Produit C	3000	300	900000
Produit D	4000	400	1600000
Produit E	5000	500	2500000
Total	15000	350	5200000

TOTAL DES PRODUITS BUDGETAIRE EN DOLLARS: 5 200 000

TOTAL DES PRODUITS BUDGETAIRE EN UNITES: 15 000

Produit	Quantité (Unités)	Taux unitaire (Dollars)	Total (Dollars)
Produit A	1000	100	100000
Produit B	2000	200	400000
Produit C	3000	300	900000
Produit D	4000	400	1600000
Produit E	5000	500	2500000
Total	15000	350	5200000

TOTAL DES PRODUITS BUDGETAIRE EN DOLLARS: 5 200 000

TOTAL DES PRODUITS BUDGETAIRE EN UNITES: 15 000

TOTAL DES PRODUITS BUDGETAIRE EN UNITES: 15 000

Document communiqué en vertu de la Loi sur l'accès à l'information. / Document released pursuant to the Access to Information Act. / This document is provided for informational purposes only. It does not constitute an offer or a recommendation. / Ce document est fourni à titre d'information uniquement. Il ne constitue ni une offre ni une recommandation. / The information contained herein is for informational purposes only and is not intended to constitute an offer or a recommendation. / L'information contenue dans le présent document est fournie à titre d'information uniquement et n'est pas destinée à constituer une offre ou une recommandation. / This document is provided for informational purposes only. It does not constitute an offer or a recommendation. / Ce document est fourni à titre d'information uniquement. Il ne constitue ni une offre ni une recommandation. / The information contained herein is for informational purposes only and is not intended to constitute an offer or a recommendation. / L'information contenue dans le présent document est fournie à titre d'information uniquement et n'est pas destinée à constituer une offre ou une recommandation.

REVENUE OF INDIA

1911-12

III - RAILWAY RENTALS

16

REVENUE OF INDIA - RAILWAY RENTALS

16

Sl. No.	Description	Estimated Amount	Actual Amount	Percentage of Estimated Amount
1	General	10,00,000	10,00,000	100
2
3
4
5
6
7
8
9
10
11
12
13
14
15
16
17
18
19
20
21
22
23
24
25
26
27
28
29
30
31
32
33
34
35
36
37
38
39
40
41
42
43
44
45
46
47
48
49
50
51
52
53
54
55
56
57
58
59
60
61
62
63
64
65
66
67
68
69
70
71
72
73
74
75
76
77
78
79
80
81
82
83
84
85
86
87
88
89
90
91
92
93
94
95
96
97
98
99
100

III. STATE LIABILITIES

STATE OF NEW YORK DEPARTMENT OF TAXATION

11

Line	Description	Amount	Amount	Amount
101	Income tax on interest	10,000	10,000	
102	Income tax on dividends	20,000	20,000	
103	Income tax on capital gains	30,000	30,000	
104	Income tax on other income	40,000	40,000	
105	Income tax on total income	100,000	100,000	
106	State income tax credit	(50,000)	(50,000)	
107	State income tax refund	(20,000)	(20,000)	
108	State income tax liability	30,000	30,000	
109	State income tax payable	30,000	30,000	
110	State income tax due	30,000	30,000	
111	State income tax overpaid	(20,000)	(20,000)	
112	State income tax receivable	20,000	20,000	
113	State income tax net liability	10,000	10,000	
114	State income tax net payable	10,000	10,000	
115	State income tax net due	10,000	10,000	
116	State income tax net receivable	(20,000)	(20,000)	
117	State income tax net liability	10,000	10,000	
118	State income tax net payable	10,000	10,000	
119	State income tax net due	10,000	10,000	
120	State income tax net receivable	(20,000)	(20,000)	
121	State income tax net liability	10,000	10,000	
122	State income tax net payable	10,000	10,000	
123	State income tax net due	10,000	10,000	
124	State income tax net receivable	(20,000)	(20,000)	
125	State income tax net liability	10,000	10,000	
126	State income tax net payable	10,000	10,000	
127	State income tax net due	10,000	10,000	
128	State income tax net receivable	(20,000)	(20,000)	
129	State income tax net liability	10,000	10,000	
130	State income tax net payable	10,000	10,000	
131	State income tax net due	10,000	10,000	
132	State income tax net receivable	(20,000)	(20,000)	
133	State income tax net liability	10,000	10,000	
134	State income tax net payable	10,000	10,000	
135	State income tax net due	10,000	10,000	
136	State income tax net receivable	(20,000)	(20,000)	
137	State income tax net liability	10,000	10,000	
138	State income tax net payable	10,000	10,000	
139	State income tax net due	10,000	10,000	
140	State income tax net receivable	(20,000)	(20,000)	
141	State income tax net liability	10,000	10,000	
142	State income tax net payable	10,000	10,000	
143	State income tax net due	10,000	10,000	
144	State income tax net receivable	(20,000)	(20,000)	
145	State income tax net liability	10,000	10,000	
146	State income tax net payable	10,000	10,000	
147	State income tax net due	10,000	10,000	
148	State income tax net receivable	(20,000)	(20,000)	
149	State income tax net liability	10,000	10,000	
150	State income tax net payable	10,000	10,000	
151	State income tax net due	10,000	10,000	
152	State income tax net receivable	(20,000)	(20,000)	
153	State income tax net liability	10,000	10,000	
154	State income tax net payable	10,000	10,000	
155	State income tax net due	10,000	10,000	
156	State income tax net receivable	(20,000)	(20,000)	
157	State income tax net liability	10,000	10,000	
158	State income tax net payable	10,000	10,000	
159	State income tax net due	10,000	10,000	
160	State income tax net receivable	(20,000)	(20,000)	
161	State income tax net liability	10,000	10,000	
162	State income tax net payable	10,000	10,000	
163	State income tax net due	10,000	10,000	
164	State income tax net receivable	(20,000)	(20,000)	
165	State income tax net liability	10,000	10,000	
166	State income tax net payable	10,000	10,000	
167	State income tax net due	10,000	10,000	
168	State income tax net receivable	(20,000)	(20,000)	
169	State income tax net liability	10,000	10,000	
170	State income tax net payable	10,000	10,000	
171	State income tax net due	10,000	10,000	
172	State income tax net receivable	(20,000)	(20,000)	
173	State income tax net liability	10,000	10,000	
174	State income tax net payable	10,000	10,000	
175	State income tax net due	10,000	10,000	
176	State income tax net receivable	(20,000)	(20,000)	
177	State income tax net liability	10,000	10,000	
178	State income tax net payable	10,000	10,000	
179	State income tax net due	10,000	10,000	
180	State income tax net receivable	(20,000)	(20,000)	
181	State income tax net liability	10,000	10,000	
182	State income tax net payable	10,000	10,000	
183	State income tax net due	10,000	10,000	
184	State income tax net receivable	(20,000)	(20,000)	
185	State income tax net liability	10,000	10,000	
186	State income tax net payable	10,000	10,000	
187	State income tax net due	10,000	10,000	
188	State income tax net receivable	(20,000)	(20,000)	
189	State income tax net liability	10,000	10,000	
190	State income tax net payable	10,000	10,000	
191	State income tax net due	10,000	10,000	
192	State income tax net receivable	(20,000)	(20,000)	
193	State income tax net liability	10,000	10,000	
194	State income tax net payable	10,000	10,000	
195	State income tax net due	10,000	10,000	
196	State income tax net receivable	(20,000)	(20,000)	
197	State income tax net liability	10,000	10,000	
198	State income tax net payable	10,000	10,000	
199	State income tax net due	10,000	10,000	
200	State income tax net receivable	(20,000)	(20,000)	

NET STATE INCOME TAX LIABILITY 10,000

NET STATE INCOME TAX PAYABLE 10,000

NET STATE INCOME TAX DUE 10,000

Line	Description	Amount
201	Income tax on interest	10,000
202	Income tax on dividends	20,000
203	Income tax on capital gains	30,000

1. This schedule should be prepared in accordance with the instructions on the back of this page.

2. If the taxpayer is a resident of another state, the amount of state income tax liability should be reported on the Schedule K-1 of that state.

3. If the taxpayer is a resident of another state, the amount of state income tax liability should be reported on the Schedule K-1 of that state.

4. If the taxpayer is a resident of another state, the amount of state income tax liability should be reported on the Schedule K-1 of that state.

5. If the taxpayer is a resident of another state, the amount of state income tax liability should be reported on the Schedule K-1 of that state.

6. If the taxpayer is a resident of another state, the amount of state income tax liability should be reported on the Schedule K-1 of that state.

7. If the taxpayer is a resident of another state, the amount of state income tax liability should be reported on the Schedule K-1 of that state.

II. NOTE 10: HURLEY

THE COMPANY'S INVESTMENT IN HURLEY IS AS FOLLOWS:

IL

RI

Class of Share	Number of Shares	Percentage of Total Shares	Market Value	Book Value
Common	100,000	100%	\$1,000,000	\$1,000,000
Preferred	0	0%	0	0
Warrants	0	0%	0	0
Options	0	0%	0	0
Convertible	0	0%	0	0
Other	0	0%	0	0
Total	100,000	100%	\$1,000,000	\$1,000,000

Number of Shares	100,000
Percentage of Total Shares	100%
Market Value	\$1,000,000
Book Value	\$1,000,000

1. The above information is based on the information provided by the company and is not intended to constitute an offer of securities. The information is provided for informational purposes only and should not be relied upon as a basis for investment decisions. The information is subject to change without notice and is not guaranteed. The information is provided as of the date of the report and is not intended to be used for any other purpose. The information is provided for informational purposes only and should not be relied upon as a basis for investment decisions. The information is subject to change without notice and is not guaranteed. The information is provided as of the date of the report and is not intended to be used for any other purpose.

BUDGET OF THE NATIONAL GOVERNMENT

2011/12

II - VOTE INTRODUCTION

BUDGET OF THE GOVERNMENT - CAPITAL EXPENDITURE

III
1.2

Chapter	Section	Departmental Budgetary Control Unit	Department	Vote Number and Sub-section
21	21.00			
22	22.00			
23	23.00			
24	24.00			
25	25.00			
26	26.00			
27	27.00			
28	28.00			
29	29.00			
30	30.00			
31	31.00			
32	32.00			
33	33.00			
34	34.00			
35	35.00			
36	36.00			
37	37.00			
38	38.00			
39	39.00			
40	40.00			
41	41.00			
42	42.00			
43	43.00			
44	44.00			
45	45.00			
46	46.00			
47	47.00			
48	48.00			
49	49.00			
50	50.00			
51	51.00			
52	52.00			
53	53.00			
54	54.00			
55	55.00			
56	56.00			
57	57.00			
58	58.00			
59	59.00			
60	60.00			
61	61.00			
62	62.00			
63	63.00			
64	64.00			
65	65.00			
66	66.00			
67	67.00			
68	68.00			
69	69.00			
70	70.00			
71	71.00			
72	72.00			
73	73.00			
74	74.00			
75	75.00			
76	76.00			
77	77.00			
78	78.00			
79	79.00			
80	80.00			
81	81.00			
82	82.00			
83	83.00			
84	84.00			
85	85.00			
86	86.00			
87	87.00			
88	88.00			
89	89.00			
90	90.00			
91	91.00			
92	92.00			
93	93.00			
94	94.00			
95	95.00			
96	96.00			
97	97.00			
98	98.00			
99	99.00			
100	100.00			
101	101.00			
102	102.00			
103	103.00			
104	104.00			
105	105.00			
106	106.00			
107	107.00			
108	108.00			
109	109.00			
110	110.00			
111	111.00			
112	112.00			
113	113.00			
114	114.00			
115	115.00			
116	116.00			
117	117.00			
118	118.00			
119	119.00			
120	120.00			
121	121.00			
122	122.00			
123	123.00			
124	124.00			
125	125.00			
126	126.00			
127	127.00			
128	128.00			
129	129.00			
130	130.00			
131	131.00			
132	132.00			
133	133.00			
134	134.00			
135	135.00			
136	136.00			
137	137.00			
138	138.00			
139	139.00			
140	140.00			
141	141.00			
142	142.00			
143	143.00			
144	144.00			
145	145.00			
146	146.00			
147	147.00			
148	148.00			
149	149.00			
150	150.00			
151	151.00			
152	152.00			
153	153.00			
154	154.00			
155	155.00			
156	156.00			
157	157.00			
158	158.00			
159	159.00			
160	160.00			
161	161.00			
162	162.00			
163	163.00			
164	164.00			
165	165.00			
166	166.00			
167	167.00			
168	168.00			
169	169.00			
170	170.00			
171	171.00			
172	172.00			
173	173.00			
174	174.00			
175	175.00			
176	176.00			
177	177.00			
178	178.00			
179	179.00			
180	180.00			
181	181.00			
182	182.00			
183	183.00			
184	184.00			
185	185.00			
186	186.00			
187	187.00			
188	188.00			
189	189.00			
190	190.00			
191	191.00			
192	192.00			
193	193.00			
194	194.00			
195	195.00			
196	196.00			
197	197.00			
198	198.00			
199	199.00			
200	200.00			

BUDGET OF THE GOVERNMENT	2011/12
BUDGET OF THE GOVERNMENT - CAPITAL EXPENDITURE	1.2
BUDGET OF THE GOVERNMENT - CAPITAL EXPENDITURE	1.2

1. This document is a summary of the budget of the Government for the financial year 2011/12. It is not a legal document and should not be used for legal purposes. The budget is subject to change and is subject to the approval of the National Assembly. The budget is a statement of the Government's financial plan for the year and is a key document for the public. It provides information on the Government's income and expenditure and is a key tool for the public to understand the Government's financial position. The budget is a key document for the public and is a key tool for the public to understand the Government's financial position. The budget is a key document for the public and is a key tool for the public to understand the Government's financial position.

STATE OF MISSISSIPPI

2011

III - GOVT BUDGET

31

TOTAL FUND BALANCE AVAILABLE

BA

GOVERNMENTAL FUNDS

FUND BALANCE (Detail)

FUND IDENTIFICATION

FUND	DESCRIPTION	AMOUNT	PERCENT	PERCENT	PERCENT	PERCENT	PERCENT
100	GENERAL FUND	500	100	100	100	100	100
TOTAL GOVERNMENTAL FUNDS		500	100	100	100	100	100
TOTAL GOVERNMENTAL FUNDS		500	100	100	100	100	100
TOTAL GOVERNMENTAL FUNDS		500	100	100	100	100	100

This report is prepared by the Department of Administration, Office of Management and Enterprise Services, and is intended to provide a summary of the budgetary information for the State of Mississippi. It is not intended to be a substitute for the actual budgetary documents or to be used for legal purposes. The Department of Administration, Office of Management and Enterprise Services, is not responsible for the accuracy or completeness of the information presented in this report. The Department of Administration, Office of Management and Enterprise Services, is not responsible for the accuracy or completeness of the information presented in this report.

PROFORMA - 13 (2017/2018)

13. ANEXIUM

CLONCH KONTROLER - 13 (2017/2018)
 PERFORMANSA DAN PARTISIPASI MANAJERIAL (2017/2018)

14
 2018

PERFORMANSA MANAJERIAL	1. KUALITAS PELAYANAN	2. KUALITAS PRODUK	3. KUALITAS KELOMPOK	4. KUALITAS MANAJERIAL	5. KUALITAS MANAJERIAL
1. KUALITAS PELAYANAN	100	100	100	100	100
2. KUALITAS PRODUK	100	100	100	100	100
3. KUALITAS KELOMPOK	100	100	100	100	100
4. KUALITAS MANAJERIAL	100	100	100	100	100
5. KUALITAS MANAJERIAL	100	100	100	100	100

1. The information is based on the data provided by the company and is not intended to be used for any other purpose. The information is provided for informational purposes only and is not intended to be used for any other purpose. The information is provided for informational purposes only and is not intended to be used for any other purpose.

ANNEX 1 - STATISTICAL DATA

10 2516

IV - ANNEXES	10
ANNEXES TO STATISTICAL DATA	2516
ANNEXES	

Table 1. Statistical Data

Country	Statistical Data	Annexes	Subtotal
---------	------------------	---------	----------



CONTINUA - IS - CUMPLET FAVOR

CF

2012

IV - ANEXOS

15

ELEMENTOS SUBCIVIL - CONTRATACION
OPERARIO DE INGRESOS

22

C/C	C/C	C/C	C/C	C/C
C/C	C/C	C/C	C/C	C/C
2	C/C	C/C	C/C	C/C
C/C	C/C	C/C	C/C	C/C
C/C	C/C	C/C	C/C	C/C
C/C	C/C	C/C	C/C	C/C

15

El presente es un documento de trabajo que no debe ser considerado como un documento oficial. El presente es un documento de trabajo que no debe ser considerado como un documento oficial. El presente es un documento de trabajo que no debe ser considerado como un documento oficial.

GROUP 14 - ADJUST EXPENSE

67

2004

IN BANKS
 AS PER MEMORIAL ACCOUNT STATEMENT
 DEPARTMENT BANK STATE OF DETROIT (MAY 1997 - 2004)

12

DATE	DESCRIPTION	DEPARTMENT BANK STATE OF DETROIT (MAY 1997 - 2004)																
		1997	1998	1999	2000	2001	2002	2003	2004	2005	2006	2007	2008					
5/1/97	OPENING BALANCE																	
5/1/97	DEPOSIT																	
5/1/97	WITHDRAWAL																	
5/1/97	CLOSING BALANCE																	

MEMORIAL ACCOUNT STATEMENT
 DEPARTMENT BANK STATE OF DETROIT (MAY 1997 - 2004)
 THE INFORMATION CONTAINED HEREIN IS UNCLASSIFIED
 DATE 05/19/2004 BY 60322 UCBAW/STP/STP

UNITED STATES GEOLOGICAL SURVEY
 WASHINGTON, D. C.

UNIT	THICKNESS	DESCRIPTION	CONTENTS	REMARKS	REFERENCES	OTHER
1	100
2
3
4
5
6
7
8
9
10
11
12
13
14
15
16
17
18
19
20
21
22
23
24
25
26
27
28
29
30
31
32
33
34
35
36
37
38
39
40
41
42
43
44
45
46
47
48
49
50
51
52
53
54
55
56
57
58
59
60
61
62
63
64
65
66
67
68
69
70
71
72
73
74
75
76
77
78
79
80
81
82
83
84
85
86
87
88
89
90
91
92
93
94
95
96
97
98
99
100

...

FORM - 3 - DUNE SCHOOL

BP 2745

W. ANNISER

EDUCATIONAL PLAN - STATE OF CALIFORNIA
 UNIVERSITY OF CALIFORNIA, 1961-62

1	2	3	4	5	6	7	8	9	10	11	12	13	14	15	16	17	18	19	20	21	22	23	24	25	26	27	28	29	30	31	32	33	34	35	36	37	38	39	40	41	42	43	44	45	46	47	48	49	50	51	52	53	54	55	56	57	58	59	60	61	62	63	64	65	66	67	68	69	70	71	72	73	74	75	76	77	78	79	80	81	82	83	84	85	86	87	88	89	90	91	92	93	94	95	96	97	98	99	100
<p>1. Name of the institution: UNIVERSITY OF CALIFORNIA</p> <p>2. Name of the department: EDUCATION</p> <p>3. Name of the program: EDUCATIONAL PLAN</p> <p>4. Name of the student: W. ANNISER</p> <p>5. Name of the advisor: [Blank]</p> <p>6. Name of the advisor: [Blank]</p> <p>7. Name of the advisor: [Blank]</p> <p>8. Name of the advisor: [Blank]</p> <p>9. Name of the advisor: [Blank]</p> <p>10. Name of the advisor: [Blank]</p> <p>11. Name of the advisor: [Blank]</p> <p>12. Name of the advisor: [Blank]</p> <p>13. Name of the advisor: [Blank]</p> <p>14. Name of the advisor: [Blank]</p> <p>15. Name of the advisor: [Blank]</p> <p>16. Name of the advisor: [Blank]</p> <p>17. Name of the advisor: [Blank]</p> <p>18. Name of the advisor: [Blank]</p> <p>19. Name of the advisor: [Blank]</p> <p>20. Name of the advisor: [Blank]</p>																				<p>21. [Blank]</p> <p>22. [Blank]</p> <p>23. [Blank]</p> <p>24. [Blank]</p> <p>25. [Blank]</p> <p>26. [Blank]</p> <p>27. [Blank]</p> <p>28. [Blank]</p> <p>29. [Blank]</p> <p>30. [Blank]</p> <p>31. [Blank]</p> <p>32. [Blank]</p> <p>33. [Blank]</p> <p>34. [Blank]</p> <p>35. [Blank]</p> <p>36. [Blank]</p> <p>37. [Blank]</p> <p>38. [Blank]</p> <p>39. [Blank]</p> <p>40. [Blank]</p> <p>41. [Blank]</p> <p>42. [Blank]</p> <p>43. [Blank]</p> <p>44. [Blank]</p> <p>45. [Blank]</p> <p>46. [Blank]</p> <p>47. [Blank]</p> <p>48. [Blank]</p> <p>49. [Blank]</p> <p>50. [Blank]</p> <p>51. [Blank]</p> <p>52. [Blank]</p> <p>53. [Blank]</p> <p>54. [Blank]</p> <p>55. [Blank]</p> <p>56. [Blank]</p> <p>57. [Blank]</p> <p>58. [Blank]</p> <p>59. [Blank]</p> <p>60. [Blank]</p> <p>61. [Blank]</p> <p>62. [Blank]</p> <p>63. [Blank]</p> <p>64. [Blank]</p> <p>65. [Blank]</p> <p>66. [Blank]</p> <p>67. [Blank]</p> <p>68. [Blank]</p> <p>69. [Blank]</p> <p>70. [Blank]</p> <p>71. [Blank]</p> <p>72. [Blank]</p> <p>73. [Blank]</p> <p>74. [Blank]</p> <p>75. [Blank]</p> <p>76. [Blank]</p> <p>77. [Blank]</p> <p>78. [Blank]</p> <p>79. [Blank]</p> <p>80. [Blank]</p> <p>81. [Blank]</p> <p>82. [Blank]</p> <p>83. [Blank]</p> <p>84. [Blank]</p> <p>85. [Blank]</p> <p>86. [Blank]</p> <p>87. [Blank]</p> <p>88. [Blank]</p> <p>89. [Blank]</p> <p>90. [Blank]</p> <p>91. [Blank]</p> <p>92. [Blank]</p> <p>93. [Blank]</p> <p>94. [Blank]</p> <p>95. [Blank]</p> <p>96. [Blank]</p> <p>97. [Blank]</p> <p>98. [Blank]</p> <p>99. [Blank]</p> <p>100. [Blank]</p>																																																																															

FACTORY CO. BUILDING PROGRAM

70 2015

RE-APPRAISAL

31

FITMENT IN ROOM FOR AIR-CONDITIONING
CENTRAL AIR-CONDITIONING CO. SYSTEMS CO.


424

AGE	DESCRIPTION	REAR GARAGE				WALK-OUT ATTACHMENT				TOTAL SQUARE FEET	
		APPROX. NO. OF SQUARE FEET	NO. OF ROOMS	NO. OF BATHS	NO. OF KITCHENS	APPROX. NO. OF SQUARE FEET	NO. OF ROOMS	NO. OF BATHS	NO. OF KITCHENS	APPROX. NO. OF SQUARE FEET	APPROX. NO. OF SQUARE FEET
1960	REAR GARAGE	1000	1	0	0	1000	1	0	0	2000	2
1960	WALK-OUT ATTACHMENT	1000	1	1	1	1000	1	1	1	2000	3
1960	TOTAL	2000	2	1	1	2000	2	1	1	4000	5

The following information is provided for the purpose of illustrating the format of the information to be provided in the report. The information is not intended to be used as a template for the report.

Category	Sub-category	Value	Unit	Description
A	B	100	kg	Item 1
	C	200	kg	Item 2
D	E	300	kg	Item 3
	F	400	kg	Item 4
Total		1000	kg	

TABLE 1. Summary of the data presented in the report. The data are presented in the following order: Item 1, Item 2, Item 3, Item 4, and Total.




DATE	DESCRIPTION	AMOUNT	BALANCE

For each entry, please provide the date, description, amount, and balance.

DATE	DESCRIPTION	AMOUNT	BALANCE

DATE	DESCRIPTION	AMOUNT	BALANCE



1	2	3	4	5	6	7	8	9	10
11	12	13	14	15	16	17	18	19	20
21	22	23	24	25	26	27	28	29	30
31	32	33	34	35	36	37	38	39	40
41	42	43	44	45	46	47	48	49	50
51	52	53	54	55	56	57	58	59	60
61	62	63	64	65	66	67	68	69	70
71	72	73	74	75	76	77	78	79	80
81	82	83	84	85	86	87	88	89	90
91	92	93	94	95	96	97	98	99	100

1	2	3	4	5	6	7	8	9	10
11	12	13	14	15	16	17	18	19	20
21	22	23	24	25	26	27	28	29	30
31	32	33	34	35	36	37	38	39	40
41	42	43	44	45	46	47	48	49	50
51	52	53	54	55	56	57	58	59	60
61	62	63	64	65	66	67	68	69	70
71	72	73	74	75	76	77	78	79	80
81	82	83	84	85	86	87	88	89	90
91	92	93	94	95	96	97	98	99	100

AR - LEVY DES CHARGES TRIMESTRIELLES

1	2	3	4	5	6	7	8	9	10
11	12	13	14	15	16	17	18	19	20
21	22	23	24	25	26	27	28	29	30
31	32	33	34	35	36	37	38	39	40
41	42	43	44	45	46	47	48	49	50
51	52	53	54	55	56	57	58	59	60
61	62	63	64	65	66	67	68	69	70
71	72	73	74	75	76	77	78	79	80
81	82	83	84	85	86	87	88	89	90
91	92	93	94	95	96	97	98	99	100

COMPTON BILLETÉRIE

30

30/10

IV ANNEXES

EXERCICES DE COMPTABILITÉ ANNEXES À COMPTON BILLETÉRIE

EXERCICES DE COMPTABILITÉ ANNEXES À COMPTON BILLETÉRIE

N°	Description	Comptes				N°	Description	N°	Description	N°	Description	N°	Description
		100	200	300	400								
100	COMPTES DE COMPTABILITÉ ANNEXES												
101	COMPTES DE COMPTABILITÉ ANNEXES												
102	COMPTES DE COMPTABILITÉ ANNEXES												
103	COMPTES DE COMPTABILITÉ ANNEXES												
104	COMPTES DE COMPTABILITÉ ANNEXES												
105	COMPTES DE COMPTABILITÉ ANNEXES												
106	COMPTES DE COMPTABILITÉ ANNEXES												
107	COMPTES DE COMPTABILITÉ ANNEXES												
108	COMPTES DE COMPTABILITÉ ANNEXES												
109	COMPTES DE COMPTABILITÉ ANNEXES												
110	COMPTES DE COMPTABILITÉ ANNEXES												

EXERCICES DE COMPTABILITÉ ANNEXES À COMPTON BILLETÉRIE

EXERCICES DE COMPTABILITÉ ANNEXES À COMPTON BILLETÉRIE

EXERCICES DE COMPTABILITÉ ANNEXES À COMPTON BILLETÉRIE

EXERCICES DE COMPTABILITÉ ANNEXES À COMPTON BILLETÉRIE

EXERCICES DE COMPTABILITÉ ANNEXES À COMPTON BILLETÉRIE

EXERCICES DE COMPTABILITÉ ANNEXES À COMPTON BILLETÉRIE

EXERCICES DE COMPTABILITÉ ANNEXES À COMPTON BILLETÉRIE

EXERCICES DE COMPTABILITÉ ANNEXES À COMPTON BILLETÉRIE

EXERCICES DE COMPTABILITÉ ANNEXES À COMPTON BILLETÉRIE

EXERCICES DE COMPTABILITÉ ANNEXES À COMPTON BILLETÉRIE

COMPTES - 12 - STAGION BWAUF 14

1992

IV - ANNEXES

ENGAGEMENTS NON BILAN - ENGAGEMENTS FINANCIERS		100
FONDS COMPTAIS DE REMPLACEMENT		20.0

Libellé des services	Année de signature ou de clôture	Prévisions annuelles	Montants actuels	Montants à l'échéance	Caractère des engagements	Don de l'Etat ou non
					Blanchiment des mandats d'arrêté de comptes PFP en cours	


Les engagements non bilans sont des engagements financiers de nature courante et de durée inférieure à un an. Ils sont classés par ordre de priorité dans le tableau ci-dessus.

MICHIGAN STATE UNIVERSITY			LIBRARY SERVICES		SERVICES		SERVICES	
1	2	3	4	5	6	7	8	9
10	11	12	13	14	15	16	17	18
19	20	21	22	23	24	25	26	27
28	29	30	31	32	33	34	35	36
37	38	39	40	41	42	43	44	45
46	47	48	49	50	51	52	53	54
55	56	57	58	59	60	61	62	63
64	65	66	67	68	69	70	71	72
73	74	75	76	77	78	79	80	81
82	83	84	85	86	87	88	89	90
91	92	93	94	95	96	97	98	99
100	101	102	103	104	105	106	107	108
109	110	111	112	113	114	115	116	117
118	119	120	121	122	123	124	125	126
127	128	129	130	131	132	133	134	135
136	137	138	139	140	141	142	143	144
145	146	147	148	149	150	151	152	153
154	155	156	157	158	159	160	161	162
163	164	165	166	167	168	169	170	171
172	173	174	175	176	177	178	179	180
181	182	183	184	185	186	187	188	189
190	191	192	193	194	195	196	197	198
199	200	201	202	203	204	205	206	207
208	209	210	211	212	213	214	215	216
217	218	219	220	221	222	223	224	225
226	227	228	229	230	231	232	233	234
235	236	237	238	239	240	241	242	243
244	245	246	247	248	249	250	251	252
253	254	255	256	257	258	259	260	261
262	263	264	265	266	267	268	269	270
271	272	273	274	275	276	277	278	279
280	281	282	283	284	285	286	287	288
289	290	291	292	293	294	295	296	297
298	299	300	301	302	303	304	305	306
307	308	309	310	311	312	313	314	315
316	317	318	319	320	321	322	323	324
325	326	327	328	329	330	331	332	333
334	335	336	337	338	339	340	341	342
343	344	345	346	347	348	349	350	351
352	353	354	355	356	357	358	359	360
361	362	363	364	365	366	367	368	369
370	371	372	373	374	375	376	377	378
379	380	381	382	383	384	385	386	387
388	389	390	391	392	393	394	395	396
397	398	399	400	401	402	403	404	405
406	407	408	409	410	411	412	413	414
415	416	417	418	419	420	421	422	423
424	425	426	427	428	429	430	431	432
433	434	435	436	437	438	439	440	441
442	443	444	445	446	447	448	449	450
451	452	453	454	455	456	457	458	459
460	461	462	463	464	465	466	467	468
469	470	471	472	473	474	475	476	477
478	479	480	481	482	483	484	485	486
487	488	489	490	491	492	493	494	495
496	497	498	499	500	501	502	503	504
505	506	507	508	509	510	511	512	513
514	515	516	517	518	519	520	521	522
523	524	525	526	527	528	529	530	531
532	533	534	535	536	537	538	539	540
541	542	543	544	545	546	547	548	549
550	551	552	553	554	555	556	557	558
559	560	561	562	563	564	565	566	567
568	569	570	571	572	573	574	575	576
577	578	579	580	581	582	583	584	585
586	587	588	589	590	591	592	593	594
595	596	597	598	599	600	601	602	603
604	605	606	607	608	609	610	611	612
613	614	615	616	617	618	619	620	621
622	623	624	625	626	627	628	629	630
631	632	633	634	635	636	637	638	639
640	641	642	643	644	645	646	647	648
649	650	651	652	653	654	655	656	657
658	659	660	661	662	663	664	665	666
667	668	669	670	671	672	673	674	675
676	677	678	679	680	681	682	683	684
685	686	687	688	689	690	691	692	693
694	695	696	697	698	699	700	701	702
703	704	705	706	707	708	709	710	711
712	713	714	715	716	717	718	719	720
721	722	723	724	725	726	727	728	729
730	731	732	733	734	735	736	737	738
739	740	741	742	743	744	745	746	747
748	749	750	751	752	753	754	755	756
757	758	759	760	761	762	763	764	765
766	767	768	769	770	771	772	773	774
775	776	777	778	779	780	781	782	783
784	785	786	787	788	789	790	791	792
793	794	795	796	797	798	799	800	801
802	803	804	805	806	807	808	809	810
811	812	813	814	815	816	817	818	819
820	821	822	823	824	825	826	827	828
829	830	831	832	833	834	835	836	837
838	839	840	841	842	843	844	845	846
847	848	849	850	851	852	853	854	855
856	857	858	859	860	861	862	863	864
865	866	867	868	869	870	871	872	873
874	875	876	877	878	879	880	881	882
883	884	885	886	887	888	889	890	891
892	893	894	895	896	897	898	899	900
901	902	903	904	905	906	907	908	909
910	911	912	913	914	915	916	917	918
919	920	921	922	923	924	925	926	927
928	929	930	931	932	933	934	935	936
937	938	939	940	941	942	943	944	945
946	947	948	949	950	951	952	953	954
955	956	957	958	959	960	961	962	963
964	965	966	967	968	969	970	971	972
973	974	975	976	977	978	979	980	981
982	983	984	985	986	987	988	989	990
991	992	993	994	995	996	997	998	999
1000	1001	1002	1003	1004	1005	1006	1007	1008

IV - SERVICES
PROGRAMS AND SERVICES
NUMBER OF PERSONS SERVED IN
SERVICES FOR THE YEAR 1981

TABLE 1 - SUMMARY OF SERVICES FOR THE YEAR 1981

THE UNIVERSITY OF THE STATE OF NEW YORK
 STATE EDUCATION DEPARTMENT



Grade	Subject	Grade	Subject	Grade	Subject	Grade	Subject
1-2	Mathematics	3-4	Mathematics	5-6	Mathematics	7-8	Mathematics
1-2	Language Arts	3-4	Language Arts	5-6	Language Arts	7-8	Language Arts
1-2	Science	3-4	Science	5-6	Science	7-8	Science
1-2	History	3-4	History	5-6	History	7-8	History
1-2	Physical Education	3-4	Physical Education	5-6	Physical Education	7-8	Physical Education
1-2	Art	3-4	Art	5-6	Art	7-8	Art
1-2	Music	3-4	Music	5-6	Music	7-8	Music

STATE OF NEW YORK
 EDUCATION DEPARTMENT
 STATE COLLEGE, NEW YORK

OF EMPLOYEES

ADMINISTRATIVE EMPLOYEES AND OTHER PERSONNEL ASSOCIATES

12

FUNCTIONAL GROUP	CLASSIFICATION	GRADE	EMPLOYEES		ASSOCIATES		TOTAL
			Male	Female	Male	Female	
Administrative	AS	1	1	0	0	0	1
Administrative	AS	2	1	0	0	0	1
Administrative	AS	3	1	0	0	0	1
Administrative	AS	4	1	0	0	0	1
Administrative	AS	5	1	0	0	0	1
Administrative	AS	6	1	0	0	0	1
Administrative	AS	7	1	0	0	0	1
Administrative	AS	8	1	0	0	0	1
Administrative	AS	9	1	0	0	0	1
Administrative	AS	10	1	0	0	0	1
Administrative	AS	11	1	0	0	0	1
Administrative	AS	12	1	0	0	0	1
Administrative	AS	13	1	0	0	0	1
Administrative	AS	14	1	0	0	0	1
Administrative	AS	15	1	0	0	0	1
Administrative	AS	16	1	0	0	0	1
Administrative	AS	17	1	0	0	0	1
Administrative	AS	18	1	0	0	0	1
Administrative	AS	19	1	0	0	0	1
Administrative	AS	20	1	0	0	0	1
Administrative	AS	21	1	0	0	0	1
Administrative	AS	22	1	0	0	0	1
Administrative	AS	23	1	0	0	0	1
Administrative	AS	24	1	0	0	0	1
Administrative	AS	25	1	0	0	0	1
Administrative	AS	26	1	0	0	0	1
Administrative	AS	27	1	0	0	0	1
Administrative	AS	28	1	0	0	0	1
Administrative	AS	29	1	0	0	0	1
Administrative	AS	30	1	0	0	0	1
Administrative	AS	31	1	0	0	0	1
Administrative	AS	32	1	0	0	0	1
Administrative	AS	33	1	0	0	0	1
Administrative	AS	34	1	0	0	0	1
Administrative	AS	35	1	0	0	0	1
Administrative	AS	36	1	0	0	0	1
Administrative	AS	37	1	0	0	0	1
Administrative	AS	38	1	0	0	0	1
Administrative	AS	39	1	0	0	0	1
Administrative	AS	40	1	0	0	0	1
Administrative	AS	41	1	0	0	0	1
Administrative	AS	42	1	0	0	0	1
Administrative	AS	43	1	0	0	0	1
Administrative	AS	44	1	0	0	0	1
Administrative	AS	45	1	0	0	0	1
Administrative	AS	46	1	0	0	0	1
Administrative	AS	47	1	0	0	0	1
Administrative	AS	48	1	0	0	0	1
Administrative	AS	49	1	0	0	0	1
Administrative	AS	50	1	0	0	0	1
Administrative	AS	51	1	0	0	0	1
Administrative	AS	52	1	0	0	0	1
Administrative	AS	53	1	0	0	0	1
Administrative	AS	54	1	0	0	0	1
Administrative	AS	55	1	0	0	0	1
Administrative	AS	56	1	0	0	0	1
Administrative	AS	57	1	0	0	0	1
Administrative	AS	58	1	0	0	0	1
Administrative	AS	59	1	0	0	0	1
Administrative	AS	60	1	0	0	0	1
Administrative	AS	61	1	0	0	0	1
Administrative	AS	62	1	0	0	0	1
Administrative	AS	63	1	0	0	0	1
Administrative	AS	64	1	0	0	0	1
Administrative	AS	65	1	0	0	0	1
Administrative	AS	66	1	0	0	0	1
Administrative	AS	67	1	0	0	0	1
Administrative	AS	68	1	0	0	0	1
Administrative	AS	69	1	0	0	0	1
Administrative	AS	70	1	0	0	0	1
Administrative	AS	71	1	0	0	0	1
Administrative	AS	72	1	0	0	0	1
Administrative	AS	73	1	0	0	0	1
Administrative	AS	74	1	0	0	0	1
Administrative	AS	75	1	0	0	0	1
Administrative	AS	76	1	0	0	0	1
Administrative	AS	77	1	0	0	0	1
Administrative	AS	78	1	0	0	0	1
Administrative	AS	79	1	0	0	0	1
Administrative	AS	80	1	0	0	0	1
Administrative	AS	81	1	0	0	0	1
Administrative	AS	82	1	0	0	0	1
Administrative	AS	83	1	0	0	0	1
Administrative	AS	84	1	0	0	0	1
Administrative	AS	85	1	0	0	0	1
Administrative	AS	86	1	0	0	0	1
Administrative	AS	87	1	0	0	0	1
Administrative	AS	88	1	0	0	0	1
Administrative	AS	89	1	0	0	0	1
Administrative	AS	90	1	0	0	0	1
Administrative	AS	91	1	0	0	0	1
Administrative	AS	92	1	0	0	0	1
Administrative	AS	93	1	0	0	0	1
Administrative	AS	94	1	0	0	0	1
Administrative	AS	95	1	0	0	0	1
Administrative	AS	96	1	0	0	0	1
Administrative	AS	97	1	0	0	0	1
Administrative	AS	98	1	0	0	0	1
Administrative	AS	99	1	0	0	0	1
Administrative	AS	100	1	0	0	0	1

60-3141-11-5

APPROXIMATELY EQUAL PERCENTAGES START IN FEBRUARY AND END IN JUNE

04

MONTH	PERCENTAGE	TOTAL PERCENTAGE		TOTAL PERCENTAGE		TOTAL PERCENTAGE	TOTAL PERCENTAGE	TOTAL PERCENTAGE
		PERCENTAGE	PERCENTAGE	PERCENTAGE	PERCENTAGE			
1	100	100	100	100	100	100	100	100
2	90	90	90	90	90	90	90	90
3	80	80	80	80	80	80	80	80
4	70	70	70	70	70	70	70	70
5	60	60	60	60	60	60	60	60
6	50	50	50	50	50	50	50	50
7	40	40	40	40	40	40	40	40
8	30	30	30	30	30	30	30	30
9	20	20	20	20	20	20	20	20
10	10	10	10	10	10	10	10	10
11	0	0	0	0	0	0	0	0
12	0	0	0	0	0	0	0	0

OSCAR - 2 - CREDIT CONTROL

APPROXIMATELY EQUAL PERCENTAGES START IN FEBRUARY AND END IN JUNE

60-3141-11-5

APPROXIMATELY EQUAL PERCENTAGES START IN FEBRUARY AND END IN JUNE

04

12 - ANNEXE 111

ANNEXE 13 - ENTREPRISES D'INSTRUMENTATION PERSONNELLE

11

ANNEXE 14

ANNEXE 15

ANNEXE 16

ANNEXE 17

ANNEXE 18

ANNEXE 19

ANNEXE 20

ANNEXE 21

ANNEXE 22

ANNEXE 23

ANNEXE 24

ANNEXE 25

ANNEXE 26

ANNEXE 27

ANNEXE 28

ANNEXE 29

ANNEXE 30

ANNEXE 31

ANNEXE 32

ANNEXE 33

ANNEXE 34

ANNEXE 35

ANNEXE 36

ANNEXE 37



Vertical line of dots on the right edge.

Vertical line of dots on the right edge.

Vertical line of dots on the right edge.

IV. APPENDIX
ADDENDUMS

IV
Doc

1. Addendum to the [illegible]
2. Addendum to the [illegible]
3. Addendum to the [illegible]

1. Addendum to the [illegible]
2. Addendum to the [illegible]
3. Addendum to the [illegible]
4. Addendum to the [illegible]
5. Addendum to the [illegible]

4. Addendum to the [illegible]
5. Addendum to the [illegible]

6. Addendum to the [illegible]

7. Addendum to the [illegible]

1. Addendum to the [illegible]
(Addendum to the [illegible])

SECRET

2. Addendum to the [illegible]
(Addendum to the [illegible])

3. Addendum to the [illegible]

4. Addendum to the [illegible]
(Addendum to the [illegible])

5. Addendum to the [illegible]

6. Addendum to the [illegible]
(Addendum to the [illegible])

7. Addendum to the [illegible]
(Addendum to the [illegible])

8. Addendum to the [illegible]
(Addendum to the [illegible])

9. Addendum to the [illegible]

10. Addendum to the [illegible]

11. Addendum to the [illegible]

12. Addendum to the [illegible]

IV - ANNEXES

10

ANNEXE ET SUBANNEXES

12

ANNEXE 1

10.1

ANNEXE 2

10.2

ANNEXE 3

10.3

ANNEXE 4

10.4

ANNEXE 5

10.5

ANNEXE 6

10.6

ANNEXE 7

10.7

1. 2. 3. 4. 5. 6. 7. 8. 9. 10. 11. 12. 13. 14. 15. 16. 17. 18. 19. 20. 21. 22. 23. 24. 25. 26. 27. 28. 29. 30. 31. 32. 33. 34. 35. 36. 37. 38. 39. 40. 41. 42. 43. 44. 45. 46. 47. 48. 49. 50. 51. 52. 53. 54. 55. 56. 57. 58. 59. 60. 61. 62. 63. 64. 65. 66. 67. 68. 69. 70. 71. 72. 73. 74. 75. 76. 77. 78. 79. 80. 81. 82. 83. 84. 85. 86. 87. 88. 89. 90. 91. 92. 93. 94. 95. 96. 97. 98. 99. 100.

1. 2. 3. 4. 5. 6. 7. 8. 9. 10. 11. 12. 13. 14. 15. 16. 17. 18. 19. 20. 21. 22. 23. 24. 25. 26. 27. 28. 29. 30. 31. 32. 33. 34. 35. 36. 37. 38. 39. 40. 41. 42. 43. 44. 45. 46. 47. 48. 49. 50. 51. 52. 53. 54. 55. 56. 57. 58. 59. 60. 61. 62. 63. 64. 65. 66. 67. 68. 69. 70. 71. 72. 73. 74. 75. 76. 77. 78. 79. 80. 81. 82. 83. 84. 85. 86. 87. 88. 89. 90. 91. 92. 93. 94. 95. 96. 97. 98. 99. 100.